

Revision history

| Release Date | Revision | Chapter | Details |
|--------------|----------|---|---|
| Apr 19, 2021 | 1.0 | - | First release |
| May 21, 2021 | | 5.1 2.1.2 7.2 | - Updated supported browser - Added printable file format from third-party cloud storage - Updated supported models |
| Jun 30, 2021 | 1.0.1 | 2 7 8.2 | - Added new chapter for new features of v1.0.1 - Updated entire license description - Updated supported models |
| Jul 30, 2021 | - | - 1.3 6.2 | - Added target reader - Described additional explanation for HyPAS App - Added software composition |
| Aug 23, 2021 | 1.1 | 1 3 7.1 9.1 9.2 | - Added introduction - Added new features of v1.1 - Added new supported browser - Added new supported languages - Added new supported model |
| Jan 14, 2022 | 1.2 | 1.4 2.3 3 4 4.7 4.4, 4.5, 4.8 6.4 | - Added trademark description - Updated system overview conceptual diagram - Added new features in v1.2 - Updated chapters to feature descriptions - Added detail spec when using OneDrive. - Updated HyPAS application screenshots - Relocated organization tree description |
| May 27, 2022 | 1.3 | 3 Througho ut 4,5,6 9.1 9.2 Througho ut 2-9 | - Added new features in v1.3 - Replaced with screenshots from v1.3 - Added new supported language - Added new supported models - Unified terminology JCS, desktop application -> Desktop client |
| Aug 01, 2022 | 1.3.2 | 1.4 1.5 3 9.1 9.2 | - Added new trademarks - Added important notice - Added new features in v1.3.2 - Added new supported language - Added new supported models |
| Sep 15, 2022 | 1.3.2 | 1.4 3.3 | - Update trademarks - Added the explanation for non-extension authentication HyPAS application |

| | | | |
|--------------|-------|--|--|
| Oct 28, 2022 | 1.3.4 | 3 4 5 7.1 8.1 10.2 | - Added new features in v1.3.4 - Updated screenshots for HyPAS App - Added explanation for KCPS HyPAS app - Updated the explanation for updating contract - Updated system requirements - Added new supported models |
| Dec 20, 2022 | 1.3.5 | 3 5.1 | - Added new features in v1.3.5 - Added explanation for Report to comparison table |
| Feb 24, 2023 | 1.4.0 | 3 8.1 | - Added new features in v1.4.0 - Updated the explanation for Supported OS |
| May 25, 2023 | 1.5.0 | 2.2 3 4 8.1 8.2 9 | - Added following customer "Customers with many locations or a large number of print servers to manage" - Added new features in v1.5.0 - Added some explanation and updated screenshots - Deleted Win8.1 support - Updated version number - Added explanation for volume license |
| Aug 2, 2023 | 1.5.0 | 11.2 | - Corrected support models (Deleted Polaris Next HyPAS) |
| Sep 15, 2023 | 1.6.0 | 4, 5, 6, 7 3 5.1 5.4 6.3 7.2 7.3 | - Deleted chapters describing existing features and old license - Added new features in v1.6.0 - Added Chrome Extension topics - Added description for KYOCERA Mobile Print - Improved some of the description for clarification - Added new support models - Added Fax forwarding support models |
| Oct 3, 2023 | 1.6.0 | 3.3 | - Added note and restriction for using Chromebook |
| Nov 2, 2023 | 1.7.0 | 3 7.1 7.2 | - Added new features in v1.7.0 - Added new support languages - Added new support models |
| Jan 19, 2024 | 1.8.0 | 2 3 6.4 7.2.1 | - Added Chrome extension - Added new features in v1.8.0 - Added Trial period - Added new support models |
| Mar 01, 2024 | 1.9.0 | 3 5.3 7.1 | - Added new features in v1.9.0 - Added explanation for HyPAS application - Added new supported language |

Contents

| | |
|--|-----------|
| 1. Introduction | 6 |
| 1.1. About this document | 6 |
| 1.2. Target reader | 6 |
| 1.3. Abbreviation | 6 |
| 1.4. Regarding trademarks | 6 |
| 1.5. Important notice | 6 |
| 2. Kyocera Cloud Print and Scan System Overview | 7 |
| 2.1. What is Kyocera Cloud Print and Scan? | 7 |
| 2.2. Target customers | 7 |
| 2.3. System overview | 7 |
| 3. Kyocera Cloud Print and Scan 1.9.0 New Features | 9 |
| 3.1. Changed access method to Google Drive (Support Google Picker) | 9 |
| 3.2. Support Google Authentication using Google Workspace account | 9 |
| 3.3. Support user import from Google Workspace | 10 |
| 3.4. Support ID card authentication in Non-extension auth app | 10 |
| 3.5. Support continuous scan | 10 |
| 3.6. Prioritize favorite folders/files in the Box | 10 |
| 3.7. Print/Scan/FAX for Box without passing job data through KCPS server | 11 |
| 3.8. Prioritize print settings configured in KX Driver | 11 |
| 3.9. License registration for a period of less than 12 months | 12 |
| 3.10. Support for changes in device admin password spec | 12 |
| 3.11. Simplify usage of KCPS Chrome extension | 13 |
| 3.12. Others | 13 |
| 3.12.1. Support new language | 13 |
| 3.12.2. Desktop Client Release in msi format | 13 |
| 3.12.3. Remove "No end date" setting from Quota duration | 13 |
| 4. KCPS Main Features | 15 |
| 5. Specifications | 16 |
| 5.1. KCPS system requirements | 16 |
| 5.2. Software composition | 16 |
| 5.3. KCPS HyPAS application | 17 |
| 5.3.1. Precautions when using the Non-Extension Auth KCPS HyPAS app | 17 |
| 5.3.2. FAQs about Non-Extension authentication KCPS HyPAS application | 19 |
| 5.4. Supported KX Driver versions | 19 |
| 5.5. Supported KYOCERA Mobile Print versions | 19 |
| 6. License | 20 |

| | |
|--|-----------|
| 6.1. License items for Kyocera branded items | 20 |
| 6.2. License simulation | 20 |
| 6.3. Trial period | 20 |
| 6.4. Notes | 20 |
| 7. Appendix | 21 |
| 7.1. Supported languages | 21 |
| 7.2. Supported models | 22 |
| 7.2.1. HyPAS application support models | 22 |
| 7.2.2. Models not supporting HyPAS application | 24 |
| 7.3. Fax forwarding support models | 24 |
| 8. Contact Information | 25 |

1. Introduction

1.1. About this document

This document describes Kyocera Cloud Print and Scan (KCPS) version 1.9.0.

1.2. Target reader

This document is intended for staff members at the RHQ and sales companies of Kyocera Document Solutions group. For outside of the Kyocera Document Solutions group, such as channel partners or end users, it is expected that sales companies will create new official public documents based on the contents of this manual.

1.3. Abbreviation

- KCPS is the abbreviation for Kyocera Cloud Print and Scan.

1.4. Regarding trademarks

Box® and Box Enterprise® are registered trademarks of Box, Inc. and/or its affiliates.

Android®, Google Chrome®, Chromebook®, Google Drive™ and Google Workspace® are trademarks of Google LLC.

Macintosh®, Safari®, macOS®, and iOS® are trademarks of Apple Inc., registered in the U.S. and other countries and regions.

Microsoft®, Windows®, Microsoft Edge®, Active Directory®, Microsoft Entra ID®, Microsoft Word, OneDrive®, OneDrive for Business®, SharePoint® and SharePoint Online® are registered trademarks of Microsoft Corporation in the U.S and/or other countries.

All other brand and product names herein are registered trademarks or trademarks of their respective companies.

1.5. Important notice

In the environment where multiple users share a single PC, there was timing when others can see, print or delete your print job while your desktop client is old version (v1.3.1 or lower).

It is highly recommended that you update to version 1.3.2 or later, which fixes the issue.

※KCPS desktop client does not support server OS, virtual desktop environments such as Citrix, and using KCPS desktop client as shared printer drivers is not supported.

2. Kyocera Cloud Print and Scan System Overview

2.1. What is Kyocera Cloud Print and Scan?

Offices are becoming increasingly decentralized due to recent changes in social conditions. There is a growing need to deploy a solution for managing printing costs in distributed small offices and to manage and operate this solution at a lower cost.

KCPS tracks the number of pages that users can print and reduces the cost of extra printing by setting an upper limit. The printing environment is easily constructed with the use of the cloud, while low-cost operation is achieved by centralized management. Employees do not need to carry around printed materials and print data, which also prevents security risks.

KCPS supports the printing and scanning needs of various working conditions, by connecting to offices, satellite offices, home offices and cloud services.

2.2. Target customers

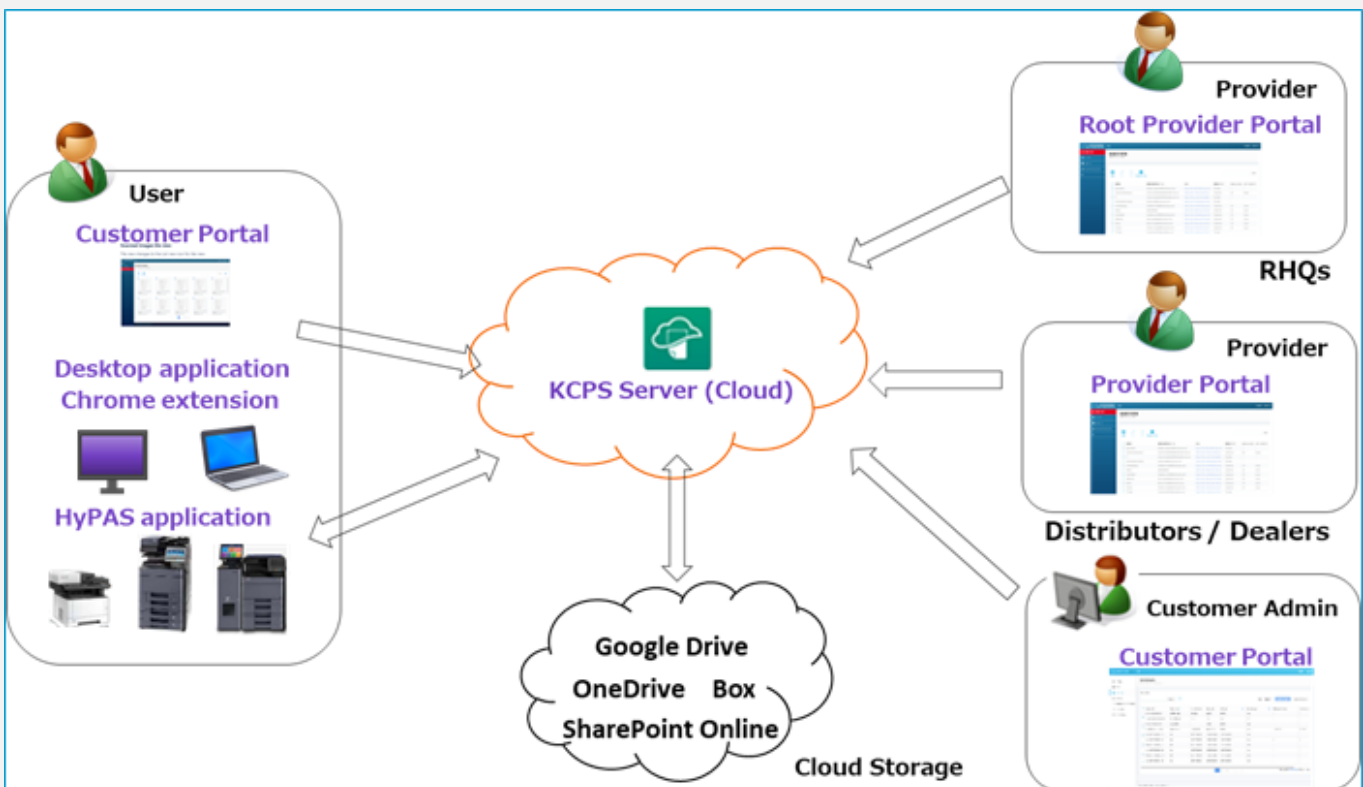
KCPS targets the following customers, regardless of company size:

- Customers who need a simplified output management solution
- Customers who manage documents in the cloud
- Customers who do not want to spend additional costs on print management
- Customers with many locations or a large number of print servers to manage

2.3. System overview

This chapter describes the main components of KCPS.

KCPS server provides cloud printing, cloud scanning, and print cost control. KCPS server is located in the cloud.

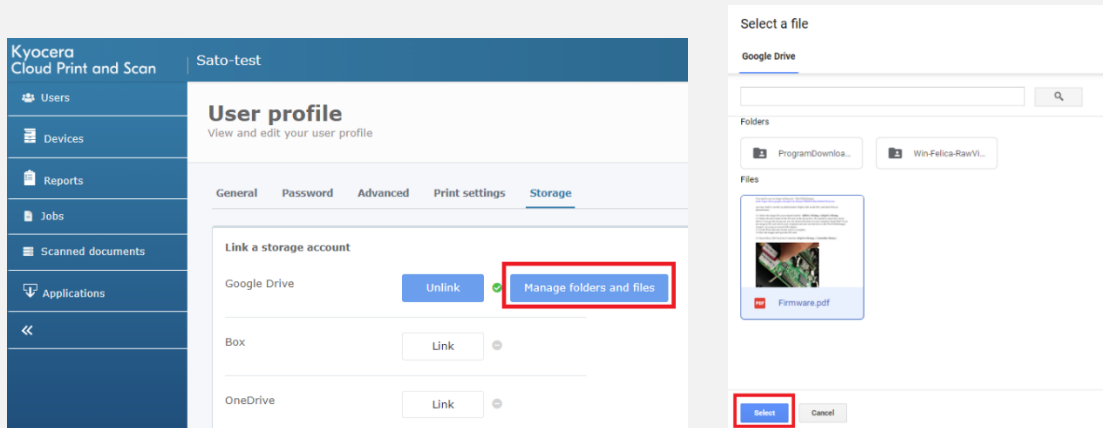


- **Root provider portal:** The root provider (RHQ) can access the **root provider portal** using a web browser. With this portal, RHQs can manage the URL links of the End User License Agreement (EULA), Privacy Statement, and the KCPS Desktop client package for their region. This portal also has an organization tree for RHQs to view the hierarchy of all the organizations in their region.
- **Provider portal:** The provider (RHQ, SC, Dealer) can access the **provider portal** using a web browser. They can add, edit, or delete organizations for child providers or for their customers.
- **Customer portal:** The customer admin or customer user can access the **customer portal** using a web browser. The customer admin can add user accounts for their own organization and configure settings related to print limit and print policy. Customer users can check their print job status and download scanned documents.
- **Desktop client:** The Desktop client connects to the KCPS server. Customers can upload their print jobs. Depending on the spooling configuration (cloud spool or local spool), the print jobs are either stored in the desktop or stored in the KCPS server. For non-HyPAS models, Desktop Client provides direct printing, print quota, and the print usage reports.
- **Chrome extension:** The Chrome extension is provided specifically for Chromebook users to be able to upload their print jobs to KCPS Server from any of their applications on the Chromebook that supports the print function. The Chrome extension is published on and available to be downloaded from the Chrome Web Store.
- **HyPAS application (MFP client):** The HyPAS application must be installed for MFP to be used with KCPS systems. The HyPAS application connects to the KCPS server. Customers can release their print jobs that they uploaded using the KCPS HyPAS application. Customers can also scan their documents using this application.
- **Cloud Storage:** As third-party cloud storage, KCPS supports integrations with Google Drive, OneDrive, Box and SharePoint Online. By linking your cloud storage account with your KCPS account, you can print from and send scanned data to your cloud storage.

3. Kyocera Cloud Print and Scan 1.9.0 New Features

3.1. Changed access method to Google Drive (Support Google Picker)

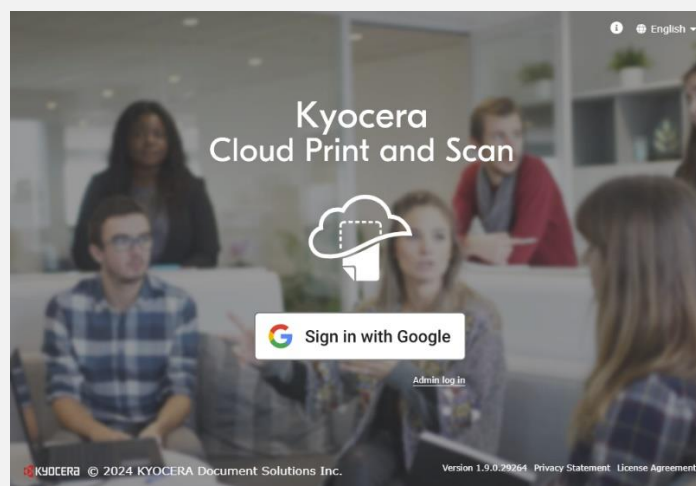
In order to comply with Google Drive's security enhancement measures ([LINK](#)), KCPS now supports the feature to pre-select folders and files using Google Picker when using Google Drive. When using Google Drive, please select files and folders in advance as follows in order to be able to display folders and files in the HyPAS application.



When using the fax forwarding feature with Google Drive, please select the destination folder in advance in the same way. Also, due to this change, the connection to Google Drive that has already been linked will be lost after updating to this version. If you wish to continue using Google Drive, please reconnect it again.

3.2. Support Google Authentication using Google Workspace account

For customers who manage users using Google Workspace, login using Google authentication is now available from the Customer Portal and Desktop Client. To use this feature, an administrator must activate it for each Customer Organization. Please note that all users other than the representative must be deleted before activating Google Authentication.



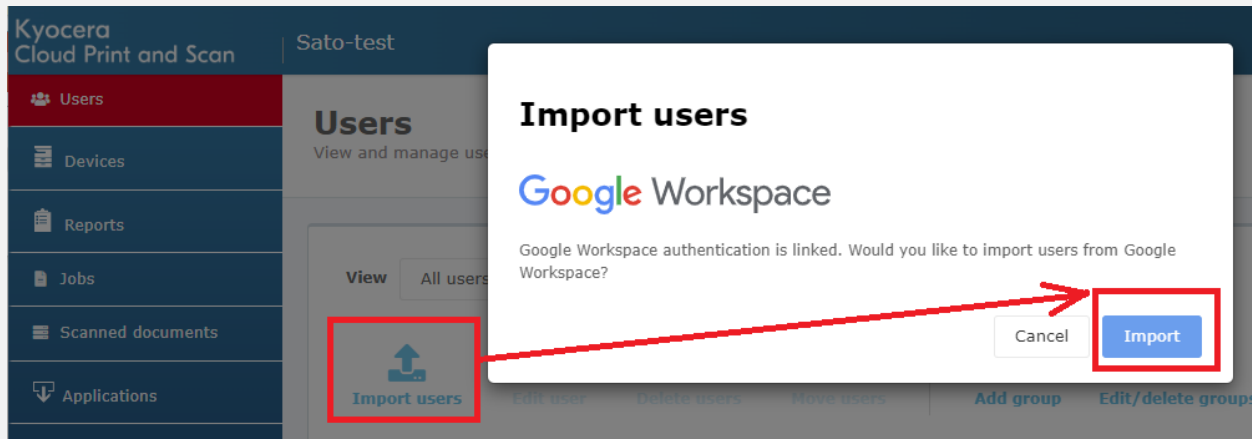
When logging into the HyPAS application, only PIN code or ID card login is supported.

Also, when the Google Workspace authentication is enabled, the job spooling function from KYOCERA Mobile Print is not supported. See Chapter 5.5 for details.

Google Workspace Auth and Microsoft Entra ID Auth cannot be used together.

3.3. Support user import from Google Workspace

KCPS now supports the feature to bulk import all users from Google Workspace to KCPS when Google Workspace authentication is enabled. There are 4 user attributes that can be imported into KCPS: username, first name, last name, and email address. To import, click the "Import users" button on the Users tab.



When a Google Workspace user is deleted, the KCPS user is not deleted; when a user is deleted on the Google Workspace side, the corresponding KCPS user must be deleted manually.

3.4. Support ID card authentication in Non-extension auth app

KCPS supports 2 types of applications: Extended and Non-Extended authentication applications. Previously, only Extended authentication apps supported ID card authentication, but now Non-Extension authentication apps also support ID card authentication and related features.

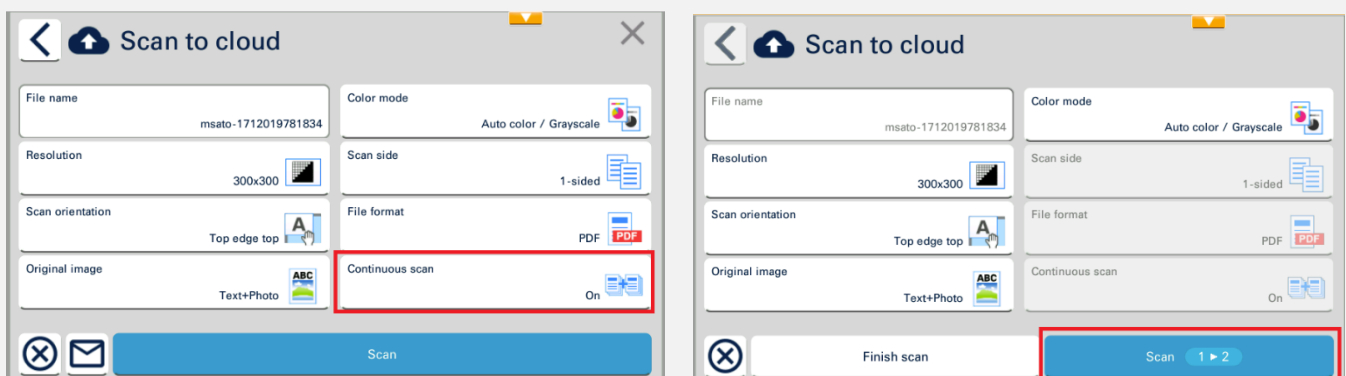
Supported functions are as follows:

- Swipe an ID card to log in.
- Swipe an ID card to log out.
- ID card registration by swiping an unregistered ID card.

However, the feature is not available when the Non-Extended authentication app is used with other Extended authentication app or when device authentication setting is turned On.

3.5. Support continuous scan

The KCPS HyPAS application now supports continuous scan feature.

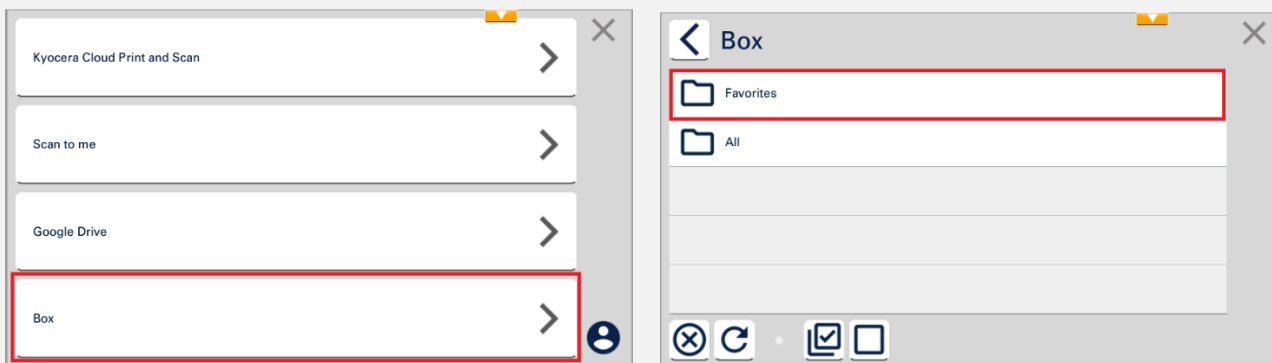


3.6. Prioritize favorite folders/files in the Box

When selecting Box storage from the HyPAS application, users now have the ability to preferentially

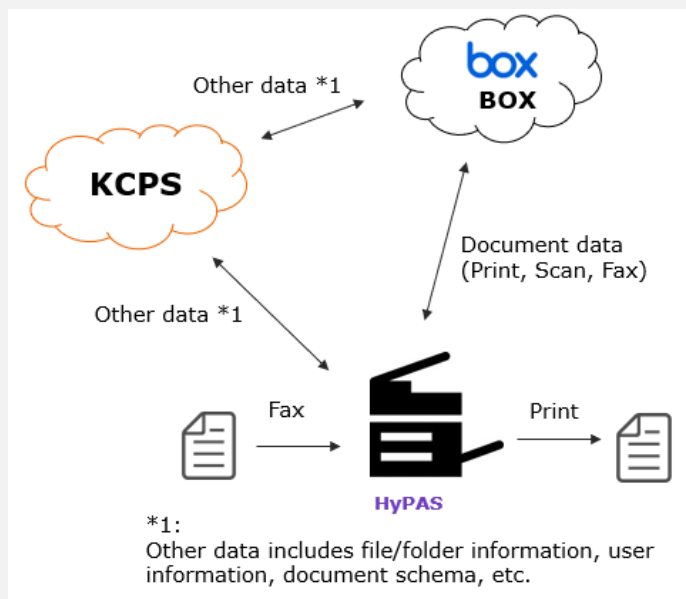
display favorite folders/files registered on the Box site. Users can easily select folders/files that have been registered as favorites in advance, which improves convenience.

When selecting "All", which is parallel to "Favorites", all folders and files are displayed from the root as before.



3.7. Print/Scan/FAX for Box without passing job data through KCPS server

Printing from third-party cloud storage, sending scanned data and fax received data to third-party cloud storage, these functions are realized via a KCPS server between the MFP and the third-party cloud storage. For customers who are concerned that their documents may remain on the KCPS server if the data from the incoming and outgoing documents goes through the KCPS server, we have decided to send and receive data directly to Box storage.



Only document data (print, scan, fax) is sent and received directly. The data required for transmission and reception will still go through the KCPS server.

Currently, only Box storage is supported for direct transmission; Google Drive, OneDrive, and SharePoint Online are unchanged from their previous behavior. We will consider horizontal deployment if requested by business or other customers.

3.8. Prioritize print settings configured in KX Driver

The print setting values set in KX Driver can now be retained even if print settings are changed in the print settings screen of the HyPAS application.

Organization profile

Update portal information

General **Device client** Desktop settings Storage

Print default settings

Color mode

Color Black and white

Print side

One side Two sides (flip on long edge) Two sides (flip on short edge)

Keep KX Driver print job settings

No Yes

In addition, a tag indicating that the job was generated by the KX Driver is now displayed in the job list of the HyPAS application.

This tag can be used to determine the final print result.



However, each group's print policy is more enforceable than the KX Driver setting. When this setting is On, the strength with which the setting is enforced is as follows

| Low <<----- Order of priority ----->> High | | |
|--|-----------------------|--------------|
| Settings in HyPAS App | Settings in KX Driver | Print Policy |

3.9. License registration for a period of less than 12 months

Device licenses can now be registered for periods of less than 12 months. This allows for flexibility even in cases where devices are installed at different times.

| # | Number of devices | Interval (months) | Start | Expiration |
|----|--------------------------------|---------------------------------|---|------------|
| 02 | 1 | 12 | 2024/04/01 | 2025/04/01 |
| 03 | <input type="text" value="1"/> | <input type="text" value="10"/> | <input type="text" value="2024/05/01"/> | 2025/03/01 |

3.10. Support for changes in device admin password spec

The password specification for device administrators of new models (Libra2/Sirius2) has been extended as follows:

- Password length: up to 256 characters
- UTF-8 support up to 3 bytes

The device administrator password specification in KCPS has also been updated to match this. The extension is applied to the Add Device screen in the Customer/Provider Portal and the Administrator Login screen in the HyPAS application.

The left screenshot shows the 'Add devices' form. Under 'Authentication information', there is a 'User name' field with 'Admin' entered and a 'Password' field with six dots. A red box highlights the password field. Below the fields are 'Cancel' and 'Add' buttons.

The right screenshot shows the 'Devices' section. It says 'Total devices: 1' and has 'Add' and 'Import' buttons. Below is a table with columns: '#', 'Serial number', 'PIN', 'User name', and 'Password'. The first row has values: '01', 'ASDFGHJKI', '....', 'Admin', and '.....'. A red box highlights the password field in the first row.

The screenshot shows the 'Admin mode' login screen. It has a blue background with a cloud icon on the left. On the right, there are three input fields: 'User name', 'Password / PIN', and a 'Log in' button. A red box highlights the 'Password / PIN' field. Below the fields are 'Cancel' and 'Log in' buttons.

There are no changes to the password specifications for KCPS users.

3.11. Simplify usage of KCPS Chrome extension

When a user logs in to a KCPS server from a Chrome extension, the Chrome extension now caches their credentials. This change allows users to avoid having to log in every time.

3.12. Others

3.12.1. Support new language

Dutch is now supported.

Supported areas include Web UI, HyPAS applications, Desktop Clients, and Chrome Extensions. Guides are not supported. English guides are downloaded if Dutch is selected as UI in KCPS Web Client.

3.12.2. Desktop Client Release in msi format

Desktop client in msi format is now available on Cabi-Net. Please use this package when installing applications to clients using device management tools.

There will be no change in the way of providing the exe format from the previous operation.

3.12.3. Remove "No end date" setting from Quota duration

KCPS retains data for up to 5 years. After reviewing this feature, we have found that it does not meet our requirements and have decided to remove the "No end date" option.

Print quota

Recurring settings

Maximum total printed pages

pages

Maximum color printed pages

pages

Duration

Monthly

Yearly

Custom range

No end date

4. KCPS Main Features

Please refer to the manuals for KCPS main features.
Past software information are uploaded to Frontify.

5. Specifications

5.1. KCPS system requirements

| | |
|---|--|
| Web UI (Provider portal/ Customer portal) | <ul style="list-style-type: none"> Supported Browser <ul style="list-style-type: none"> Chrome latest version Edge (based on Chromium) Latest version Safari latest version |
| Desktop client | <ul style="list-style-type: none"> Supported OS <ul style="list-style-type: none"> Windows 10, 11 macOS 10.15, 11, 12, 13, 14 <p>Any operating system that has reached EOL (End of Life) is not supported.</p> Hardware requirements <ul style="list-style-type: none"> Intel Pentium 4 processor or later (SSE2 capable) RAM: OS minimum/recommended Hard disk space: 600 MB |
| Chrome Extension | <ul style="list-style-type: none"> Supported environment <ul style="list-style-type: none"> Only Chromebook ChromeOS: Latest version (Tested in 116.0.5845.120) |
| Required port | <ul style="list-style-type: none"> See Security White Paper |

5.2. Software composition

| Software | File name | Description |
|--------------------------------------|--|--|
| HyPAS application (Extension) | CloudPrintAndScan_1.9.0.xxxx.pkg (x: number) | The HyPAS application to install on the MFP. It is available as an official release from the KDC. |
| HyPAS application (Non-extension) | CloudPrintAndScanLimited_1.9.0.xxxx.pkg (x: number) | The HyPAS application to install on the MFP. It is available as an official release from the KDC. |
| Desktop client | cloudprintscan_1.9.xxxx.x.exe (x: number) | Desktop client for Windows. It is available from a download link on the portal site or as an official release from the KDC. |
| | cloudprintscan_1.9.xxxx.x.pkg (x: number) | Desktop client for Mac. It is available from a download link on the portal site or as an official release from the KDC. |

5.3. KCPS HyPAS application

KCPS supports two types of HyPAS applications: Extension and Non-extension authentication.

See the table below for the differences between Extension authentication KCPS HyPAS application and Non-extension authentication KCPS HyPAS application.

| | Extension auth KCPS HyPAS app | Non-extension auth KCPS HyPAS app |
|-------------------------------|--|--|
| Features | <ul style="list-style-type: none"> After starting the MFP, the login screen of the KCPS HyPAS application will appear. Only registered users can use the MFP. | <ul style="list-style-type: none"> You can use standard MFP functions without logging into KCPS. Click the KCPS HyPAS application icon on the MFP's Home screen to display the login screen. |
| Anticipated Usage Environment | <ul style="list-style-type: none"> An environment that requires authentication first before any function of the MFP can be used. | <ul style="list-style-type: none"> Environments using MFPs that do not use the authentication function. Environments using local or network authentication of MFPs. Environments where other extension authentication HyPAS applications are used at the same time. |
| How to distinguish | <ul style="list-style-type: none"> No close button (X button) on the authentication screen. Product name: Cloud Print and Scan Version: 1.X.X.xxxx Package file name : CloudPrintAndScan_1.X.X.xxxxx.pkg | <ul style="list-style-type: none"> There is a "close button" (X button) in the upper right corner of the authentication screen. Product name: Cloud Print and Scan Limited Version: 1.X.X.xxxxs File name: CloudPrintAndScanLimited_1.X.X.xxxxs.pkg |

5.3.1. Precautions when using the Non-Extension Auth KCPS HyPAS app

Some features are not available in the non-extension authentication KCPS HyPAS application. To use these features, please use the extension authentication KCPS HyPAS application.

The functional differences between the Extension Auth KCPS HyPAS application and the Non-Extension Auth KCPS HyPAS application are shown in the table below.

| Features | Extension auth KCPS HyPAS app | Non-extension auth KCPS HyPAS app |
|-----------------|-------------------------------|--|
| Switch language | Supported | Follows the settings of the MFP itself <ul style="list-style-type: none"> Language switching is not available in the non-extension auth KCPS HyPAS application. |
| Offline login | Supported | Not supported |
| Clear cache | Supported | Not supported |

| | | |
|---|-----------|---|
| ID card authentication | Supported | Supported <ul style="list-style-type: none"> ● But it is not supported, when the Non-extension auth app is used with other extension auth app or when device authentication setting is turned On. |
| ID card registration | Supported | |
| ID card logout | Supported | |
| Monthly print limit | Supported | Not supported: <ul style="list-style-type: none"> ● The "Print limit settings" setting is ignored and unlimited use is allowed. |
| Print policy | Supported | Partially supported <ul style="list-style-type: none"> ● It does not take effect to device's native functions like copy, but it does to the non-extension auth KCPS HyPAS app's one. |
| Allow printing without Kyocera Cloud Print and Scan | Supported | Not supported <ul style="list-style-type: none"> ● Settings do not take effect |
| Batch print | Supported | Supported <ul style="list-style-type: none"> ● Printing is triggered only when logged into the non-extension auth KCPS HyPAS application. |
| Reports | Supported | Supported <ul style="list-style-type: none"> ● Jobs other than "Scan to cloud"/"Scan to me" and printing from "Kyocera Cloud Print and Scan"/Third-party cloud storage are output as "User not authenticated by Kyocera Cloud Print and Scan." |

5.3.2. FAQs about Non-Extension authentication KCPS HyPAS application

- *Can I use an extension authentication KCPS HyPAS application and a non-extension authentication KCPS HyPAS application at the same time on 1 MFP?*

You cannot use at the same time. Simultaneous activation of an Extension authentication KCPS HyPAS application and a non-extension authentication KCPS HyPAS application will adversely affect functions such as the counter acquisition process.

- *Can I switch from an extension authentication KCPS HyPAS application to a non-extension authentication KCPS HyPAS application?*

Yes, you can. To switch from an extension authentication KCPS HyPAS application to a non-extension authentication KCPS HyPAS application, or vice versa, please follow the steps below.

1. Deactivate the HyPAS application currently in use.
2. Install and activate the new HyPAS application
3. Delete the HyPAS application that was deactivated in step 1.

Please note that cache information in the HyPAS application and unsent job log information will be deleted.

- *Are there any limitations when using the MFP in combination with other extension authentication HyPAS applications (KNM/aQrate)?*

Non-Extended authentication KCPS HyPAS application will not be able to use ID Card authentication. Also, if you want to use with other extension authentication HyPAS applications (KNM/aQrate), please configure the following settings.

- KNM/aQrate: Turn off Job Archiving setting
- KCPS: Turn off FAX forwarding setting

5.4. Supported KX Driver versions

Supported KX Driver Versions: Latest version (8.2 or later)

Supported PDL: PCL-XL

The operation of KXv4 driver and KX driver for Universal Printing is not guaranteed.

5.5. Supported KYOCERA Mobile Print versions

KYOCERA Mobile Print supports the feature to log in to KCPS and upload jobs from v3.2.

Microsoft Entra ID authentication (formerly Azure AD authentication) for KCPS has been supported from v3.4.

However, authentication using Google Workspace is not supported. job spooling function from KYOCERA Mobile Print is not supported when authentication using Google Workspace is enabled.

6. License

Users may purchase a license for each device, depending on length of the use. The unit of the period is 1 month, and the minimum period is 12 months.

Discounts are available for customers who use many devices. Users may purchase licenses with volume zones set according to the number of licenses used. The applicable volume zone is determined by the closing date of the month in which the license was purchased.

6.1. License items for Kyocera branded items

| | License name | Description |
|---|------------------------------|--|
| 1 | KCPS monthly license 1-9 | License required to use for 1 month (same hereafter) 1-9 devices that can be registered within a unit month. |
| 2 | KCPS monthly license 10-39 | 10-39 devices that can be registered within a unit month. |
| 3 | KCPS monthly license 40-99 | 40-99 devices that can be registered within a unit month. |
| 4 | KCPS monthly license 100-399 | 100-399 devices that can be registered within a unit month. |
| 5 | KCPS monthly license 400+ | 400 or more devices that can be registered within a unit month. |

6.2. License simulation

| | Case | License to purchase |
|---|---|--|
| 1 | Purchased licenses for 40 devices x 12 months on April 10. | 480 (40x12) units of "KCPS/TACPS monthly license 40-99" |
| 2 | Purchased licenses for 40 devices x 12 months on April 10 and purchased additional licenses for 60 devices x 12 months on April 20. | 1200 (100x12) units of "KCPS/TACPS monthly license 100-399" |
| 3 | Purchased licenses for 40 devices x 12 months on April 20 and purchased additional licenses for 60 devices on May 10. | April: 480(40 x 12) units of "KCPS/TACPS monthly license 40-99" May: 720(60 x 12) units of "KCPS/TACPS monthly license 40-99" |

6.3. Trial period

You can allow customers a period of time to try out the license before purchasing it. Check the trial period check box when you create the organization. You can choose either the end of the current month or the end of the next month for the trial period. For more information, see the Provider Guide.

6.4. Notes

If you purchase licenses in separate times, there may be cases where the expiration date of the licenses you purchased earlier expires. Please note that if the number of devices registered on the server falls below the number of licenses, all devices will become unusable.

In this case, you can make the number of registered devices the same as or less than the number of licenses, and then you will be able to use them again.

7. Appendix

7.1. Supported languages

The following table shows the list of languages supported by KCPS. (Supported: ✓)

| Language | Web UI (Provider /Customer Portal) | HyPAS | Desktop client | Chrome Extension | Provider Guide | Admin Guide | User Guide |
|--------------------------|--|-------|-------------------|---------------------|-------------------|----------------|---------------|
| English | ✓ | ✓ | ✓ | ✓ | ✓ | ✓ | ✓ |
| German | ✓ | ✓ | ✓ | ✓ | ✓ | ✓ | ✓ |
| Spanish | ✓ | ✓ | ✓ | ✓ | ✓ | ✓ | ✓ |
| French | ✓ | ✓ | ✓ | ✓ | ✓ | ✓ | ✓ |
| Italian | ✓ | ✓ | ✓ | ✓ | ✓ | ✓ | ✓ |
| Turkish | ✓ | ✓(*) | ✓ | ✓ | ✓ | ✓ | ✓ |
| Japanese | ✓(**) | ✓ | ✓ | ✓ | ✓(**) | ✓(**) | ✓(**) |
| Chinese (Traditional) | ✓ | ✓(*) | ✓ | ✓ | ✓ | ✓ | ✓ |
| Korean | ✓ | ✓(*) | ✓ | ✓ | ✓ | ✓ | ✓ |
| Thai | ✓ | ✓(*) | ✓ | ✓ | ✓ | ✓ | ✓ |
| Vietnamese | ✓ | ✓(*) | ✓ | ✓ | ✓ | ✓ | ✓ |
| Dutch | ✓ | ✓(*) | ✓ | ✓ | - | - | - |
| Hebrew | ✓ | ✓(*) | ✓ | ✓ | - | - | - |
| Bulgarian | - | ✓(*) | ✓ | ✓ | - | - | - |
| Czech | - | ✓(*) | ✓ | ✓ | - | - | - |
| Greek | - | ✓(*) | ✓ | ✓ | - | - | - |
| Hungarian | - | ✓(*) | ✓ | ✓ | - | - | - |
| Lithuanian | - | ✓(*) | ✓ | ✓ | - | - | - |
| Polish | - | ✓(*) | ✓ | ✓ | - | - | - |
| Romanian | - | ✓(*) | ✓ | ✓ | - | - | - |
| Slovenian | - | ✓(*) | ✓ | ✓ | - | - | - |
| Arabic | - | ✓(*) | - | - | - | - | - |

(*) Option language FW is required for the models that do not support mass storage as standard.

(**) KCPS supports. TACPS does not support.

7.2. Supported models

The following table shows the list of supported models.
Use the latest firmware to prevent unexpected troubles.

7.2.1. HyPAS application support models

The following models require the HyPAS application to be installed and used.

| | Kyocera brand | Note |
|--------|--|------|
| A3 MFP | TASKalfa 6053ci TASKalfa 5053ci TASKalfa 4053ci TASKalfa 3553ci TASKalfa 3253ci TASKalfa 2553ci | - |
| | TASKalfa 7054ci TASKalfa 6054ci TASKalfa 5054ci TASKalfa 4054ci TASKalfa 3554ci TASKalfa 2554ci | - |
| | TASKalfa 7004i TASKalfa 6004i TASKalfa 5004i TASKalfa 4004i | - |
| | TASKalfa 6003i TASKalfa 5003i TASKalfa 4003i | - |
| | TASKalfa 6052ci TASKalfa 5052ci TASKalfa 4052ci TASKalfa 3552ci TASKalfa 3252ci TASKalfa 2552ci | - |
| | TASKalfa 9003i TASKalfa 8003i TASKalfa 7003i | - |
| | TASKalfa 8353ci TASKalfa 7353ci | - |
| | TASKalfa 4012i TASKalfa 3212i | - |
| | TASKalfa MZ4000i TASKalfa MZ3200i | - |

| | | |
|--------|--|--|
| | ECOSYS M8130cidn ECOSYS M8124cidn | <ul style="list-style-type: none"> Name for Japan: TASKalfa 2460ci(J) TASKalfa 2470ci(J) Required SD card or SSD option. |
| | ECOSYS M4132idn ECOSYS M4125idn | <ul style="list-style-type: none"> Name for Japan: TASKalfa 2510i(J) TASKalfa 2520i(J) Required SD card or SSD option. |
| | Kyocera brand | Note |
| A4 MFP | TASKalfa 358ci TASKalfa 408ci TASKalfa 508ci | - |
| | TASKalfa 308ci | <ul style="list-style-type: none"> Required SD card or SSD option. TASKalfa 307ci and 301ci are NOT currently supported. |
| | ECOSYS M3860idnf ECOSYS M3860idn | <ul style="list-style-type: none"> Required SD card or SSD option. |
| | ECOSYS M2640idw | <ul style="list-style-type: none"> Required SD card and RAM option |
| | ECOSYSM3660idn ECOSYSM3655idn ECOSYSM3145idn ECOSYSM3645idn | <ul style="list-style-type: none"> Required SD card or SSD option. |
| | ECOSYSM6230cidn ECOSYSM6630cidn ECOSYSM6235cidn ECOSYSM6635cidn TASKalfa351ci | <ul style="list-style-type: none"> Required SD card or SSD option. |
| | TASKalfa352ci | <ul style="list-style-type: none"> Required SD card or SSD option. |
| | ECOSYS MA4500ix ECOSYS MA6000ifx ECOSYS MA5500ifx ECOSYS MA4500ifx | <ul style="list-style-type: none"> Required SD card or SSD option. |
| | ECOSYS MA3500cix ECOSYS MA3500cifx ECOSYS MA4000cix ECOSYS MA4000cifx TASKalfa MA3500ci TASKalfa MA4500ci | <ul style="list-style-type: none"> Required SD card or SSD option. |

7.2.2. Models not supporting HyPAS application

HyPAS application cannot be installed on the following models.

| | Project name | Kyocera brand | TA/UTAX brand | Note |
|------------|------------------|--|--|--|
| A4 Printer | 6th Next Printer | ECOSYS PA6000x ECOSYS PA5500x ECOSYS PA5000x ECOSYS PA4500x | P-6034DN P-5534DN P-5034DN P-4534DN | <ul style="list-style-type: none"> Support direct printing from the Desktop Client. |

7.3. Fax forwarding support models

When a MFP receives a fax, it can transfer the fax image as a PDF document to third-party cloud storage. The following models are fax forwarding support models.

| Fax forwarding support models | |
|-------------------------------|---|
| Iris 2 series | TASKalfa 6053ci, 6007ci, etc |
| Iris 2020 series | TASKalfa 7054ci, 7008ci, etc |
| Iris2020 mono series | TASKalfa 7004i, 7058i, etc |
| Iris 2 mono series | TASKalfa 6003i, 6057i, etc |
| Iris series | TASKalfa 6052ci, 5052ci, etc |
| Zeus 4 series | TASKalfa 9003i, 9057i, etc |
| Mercury 4 series | TASKalfa 8353ci, 8507ci, etc |
| Tomcat 3 series | TASKalfa 4012i, 4062i, etc |
| Tomcat 4 series | TASKalfa MZ4000i, MZ3200i, etc |
| Perseus 2 series | TASKalfa 358ci, 352ci, etc (except 308ci and 302ci) |

8. Contact Information

If you have any questions or comments, please contact us using the following information below.

<https://www.kyoceradocumentsolutions.co.uk/>

©2024 KYOCERA Document Solutions Inc.

KYOCERA Document Solutions (UK) Ltd.

75-77 London Road, Reading, RG1 5BS

Tel: 0118 931 1500 – Fax: 0018 931 1108



[Kyoceradocumentsolutions.co.uk](https://www.kyoceradocumentsolutions.co.uk)

Kyocera Document Solutions does not warrant that any specifications mentioned will be error-free. Specifications are subject to change without notice. Information is correct at time of going to press. All other brand and product names may be registered trademarks or trademarks of their respective holders and are hereby acknowledged.